

MICKEY BAKER - BOOK 1 CHORDS




Diagram illustrating 21 guitar chord shapes, numbered 1 through 21. Each diagram shows the fretboard with fingerings (1-5) and chord symbols.

1. G (Fret 3, 1-2-3-4-5)

2. Gmaj7 (Fret 3, 1-2-3-4-5)

3. G6 (Fret 3, 1-2-3-4-5)

3+. Em7 (Fret 3, 1-2-3-4-5)

3+. G6 (Fret 3, 1-2-3-4-5)

3+. Em7 (Fret 3, 1-2-3-4-5)

4. Am7 (Fret 5, 1-2-3-4-5)

5. Am6 (Fret 5, 1-2-3-4-5)

6. D13b5b9 (Fret 5, 1-2-3-4-5)

7. Gmaj7 (Fret 3, 1-2-3-4-5)

8. Gmaj7 (Fret 7, 1-2-3-4-5)

8+. Em9 (Fret 7, 1-2-3-4-5)

8A. Em7 (Fret 5, 1-2-3-4-5)

8A+. G6 (Fret 5, 1-2-3-4-5)

9. A7(13,b9) (Fret 5, 1-2-3-4-5)

10. D7(13,9) (Fret 5, 1-2-3-4-5)

10A. Am7(9) (Fret 5, 1-2-3-4-5)

10A+. Cmaj7 (Fret 5, 1-2-3-4-5)

11. D7(13,b9) (Fret 5, 1-2-3-4-5)

12. G6 (Fret 3, 1-2-3-4-5)

12a. Em7 (Fret 3, 1-2-3-4-5)

12a. Em7 (Fret 3, 1-2-3-4-5)

12. G6 (Fret 3, 1-2-3-4-5)

12A. Em6 (Fret 3, 1-2-3-4-5)

12A+. Bsus4(9,b13) (Fret 3, 1-2-3-4-5)

13. D7sus4 (Fret 3, 1-2-3-4-5)

13a. Am11 (Fret 3, 1-2-3-4-5)

14. D7b5 (Fret 3, 1-2-3-4-5)

14+. Ab7b5 (Fret 3, 1-2-3-4-5)

15. C (Fret 3, 1-2-3-4-5)

16. Cmaj7 (Fret 3, 1-2-3-4-5)

17a. C6 (Fret 3, 1-2-3-4-5)

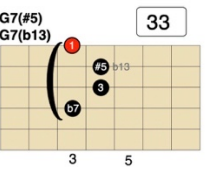
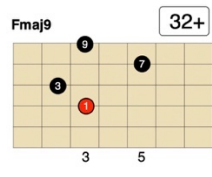
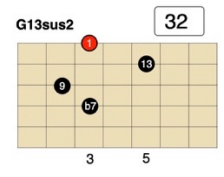
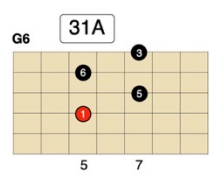
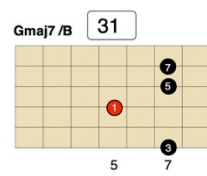
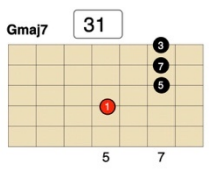
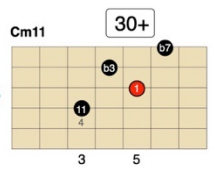
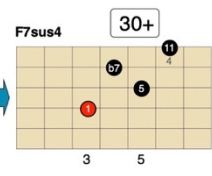
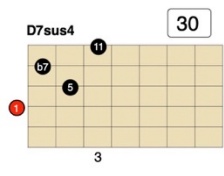
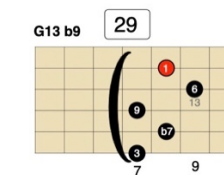
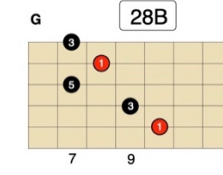
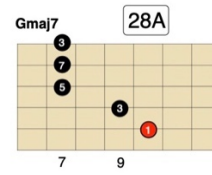
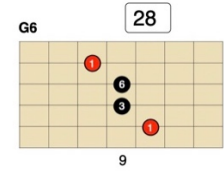
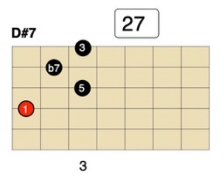
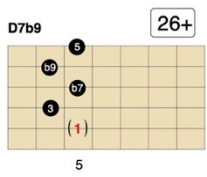
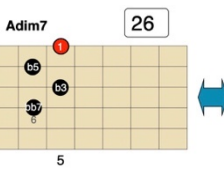
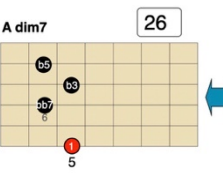
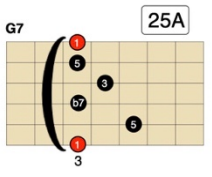
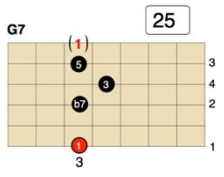
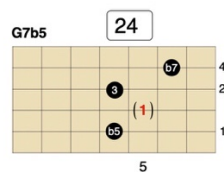
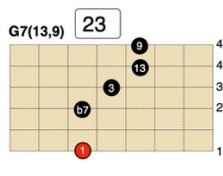
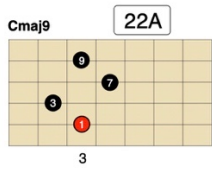
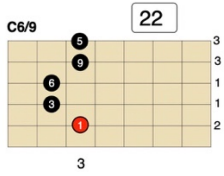
17b. Am (Fret 3, 1-2-3-4-5)

18. Dm7 (Fret 5, 1-2-3-4-5)


19. Dm6 (Fret 5, 1-2-3-4-5)

20. Dm7 (Fret 5, 1-2-3-4-5)

21. G7(b13,b9) / G7(#5,b9) (Fret 3, 1-2-3-4-5)



MICKEY BAKER - BOOK 2 CHORDS



18 numbered chord diagrams for guitar, arranged in four rows. Each diagram shows a fretboard with strings and frets, and notes are indicated by circles with numbers or letter names. Some notes are highlighted in red.

Row 1:

- 1. Cm (add9): Notes 5, b3, 9, (1) on strings 3, 5, 7.
- 2. Gm (add9): Notes 1, 5, b3, 9, (1) on strings 3, 5, 7.
- 3. G (add9): Notes 1, 5, 3, 9, (1) on strings 3, 5, 7.
- 4. C (add9): Notes 5, 3, 9, (1) on strings 3, 5, 7.
- 5. Fm7(9): Notes 1, 9, 7, 5, b3, (1) on strings 3, 5, 7.

Row 2:

- 6. Bb7(13,b9): Notes 13, 3, b9, 7, (1) on strings 3, 5, 7.
- 7. Ebmaj7: Notes 3, 7, 5, 3, 1 on strings 3, 5, 7.
- 8. Eb6: Notes 1, 6, 3, 1 on strings 3, 5, 7.
- 9. F6: Notes 6, 3, 9, 5, 1 on strings 3, 5, 7.
- 10. F6/9: Notes 9, 6, 1, 5 on strings 3, 5, 7.
- 10+. Bb6/9: Notes 6, 3, 5, 9, (1) on strings 3, 5, 7.

Row 3:

- 11. Gmaj7(9): Notes 5, 9, 3, 7, (1) on strings 3, 5, 7.
- 12. C (add9): Notes 5, 9, 3, 1, (1) on strings 3, 5, 7.
- 13. G7(13,b9): Notes 13, 3, b7, b9, (1) on strings 3, 5, 7.
- 14. Gm6: Notes 5, b3, 1, 6 on strings 3, 5, 7.
- 15. Cm6: Notes 5, b3, 1, 6 on strings 3, 5, 7.
- 16. G6: Notes 1, 5, 3, 1, 6 on strings 3, 5, 7.

Row 4:

- 17. C6: Notes 5, 3, 1, 6 on strings 3, 5, 7.
- 18. Em6/9: Notes 9, 6, 5, b3, 1 on strings 3, 5, 7.