

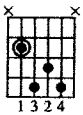
# GUITAR CHORD FRAMES

## GUITAR CHORDS

These are the most common jazz guitar chord voicings. The root of each chord is circled. Each of these chord fingerings is moveable throughout the neck of the guitar. Whatever note the root is will be the name of the chord. For example, play the first maj7 fingering at the 3rd fret and it will be a Cmaj7, but move it up to the 4th fret and it will be a C#maj7, and so on up the neck.

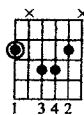
R7.5

MAJ7



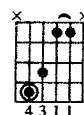
R7b

MAJ7



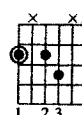
R7.5

MAJ7



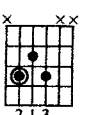
R7b

7

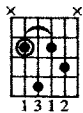


etc

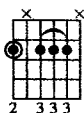
7



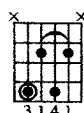
mi7



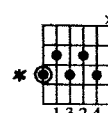
mi7



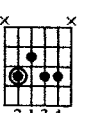
mi7



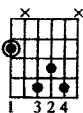
9



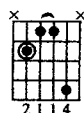
9



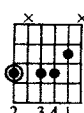
6



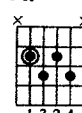
6



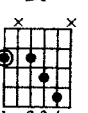
mi7(b5)



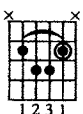
mi7(b5)



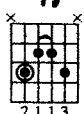
13



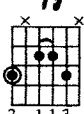
13



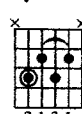
6/9



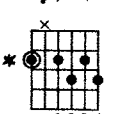
6/9



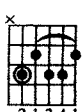
7(b9)



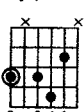
7(b9)



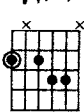
9(#11)



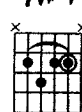
7(#11)



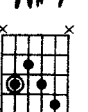
7(#5)



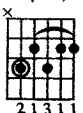
7(#5)



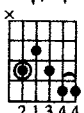
7(#9)



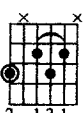
7(b9)



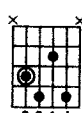
7(#9)



dim7



dim7



dim7

