

Chord Scale Patterns

(Transpose patterns to all keys)

These patterns are useful for improvising within a key center - for either accompaniment or soloing purposes - and the 3 note chords can be played with different bass or melody notes to form various chords (a pianistic approach).

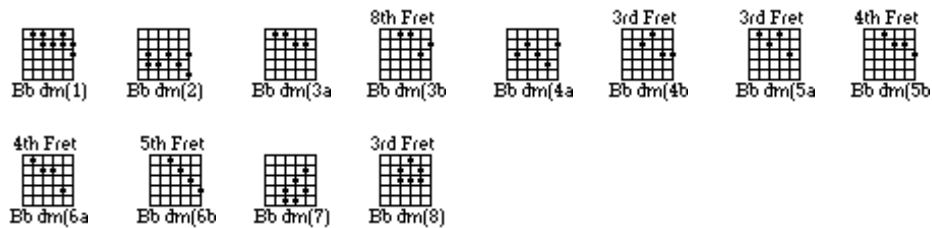
When two notes are pictured on the same string in a chord box, either note can be played,

DIMINISHED chord pattern {Bb/Db/E/G dim.}

Bb diminished scale is: Bb-C-Db-Eb-E-Gb-G-A. Bb dim. (Bb-Db-E) = Gb7b9, A7b9 & C7b9 (no roots). Bb Diminished pattern chord forms can be played over the following chords: Dbm7b5/Gb7b9, Em7b5/A7b9, Gm7b5/C7b9 & Bbm7b5/Eb7b9.

Forms Repeat: Every 3 frets (min.3rd).

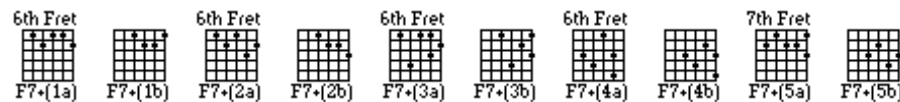
Many note combinations/chord forms possible in diminished scale, e.g., note patterns #1 & #2 below.



WHOLE TONE chord pattern {F+/G+/A+ etc.}

F Whole Tone scale is: F-G-A-B-Db-Eb. Whole Tone pattern chord forms can be played over all of the aforementioned Dominant 7th b5 & #5 chords, e.g., forms below can be played over: F7b5/#5, G7b5/#5, A7b5/#5, etc.

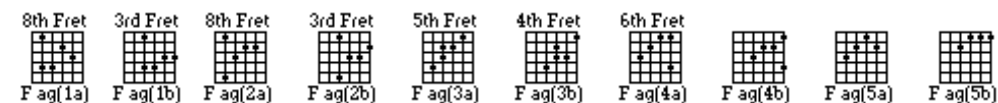
Forms Repeat: Every 2 frets (maj.2nd).



AUGMENTED chord pattern {F/A/Db aug.}

F augmented scale is: F-G#-A-C#-E. F Augmented pattern chord forms can be played over these chords: Bm7b5/ E7b9(#5)/ AM7(#5), Ebm7b5/ Ab7b9(#5)/ DbM7(#5) & Gm7b5/ C7b9(#5)/ FM7(#5). Form #1 = FM7#5, DbM7#5 & AM7#5; or AM7, FM7 & DbM7. Form #2 = Fm#7, Dbm#7 & Am#7 (min. w/maj.7th). Form #3 = FM7#5, DbM7#5 & AM7#5; or Dbm/F, Fm/A, & Am/Db. Form #4 = AM7#5, FM7#5 & DbM7#5; or F+, Db+ & A+. Form #5 = Dbm#7, Fm#7 & Am#7.

Forms Repeat: Every 4 frets (maj.3rd).



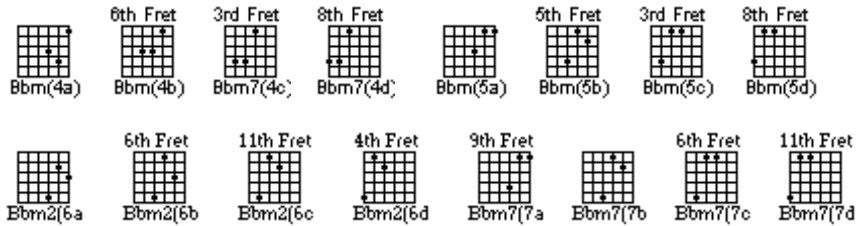
MAJOR & MINOR chord patterns

Bb Dorian minor mode pattern is shown below. These chord forms can be played over any chord in the key of Ab Major. 3 Note Minor chord forms that don't contain the 2nd & 3rd (= "Bbm2" forms) or 6th & 7th (= "Bbm7" forms) scale tones will repeat every 2 frets.


Chords voiced in: Intervals of 4ths



Intervals of 2nds



Intervals of 5ths

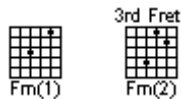


Examples:

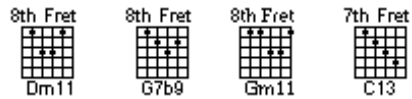
#1 & #2 from: Jim Hall - 'Scrapple From The Apple'

Open G string in 1st chord of example #1.

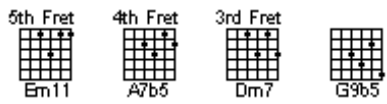
#1 (Intro)



#2 (Comping)



#3 (Comping)



Note: This chart was made with 'Chord Writer' (free shareware).