


# AUTUMN LEAVES MELODY & SOLO STUDY



## The Easy Guide to Jazz Guitar Arpeggios

[Click here](#) to download our new ebook and learn how to play and use arpeggios to improve your jazz guitar solos...

*PDF | 182 pages | tabs, notation, audio & backing tracks | instant delivery*



Known for his enormous contribution to jazz and electric guitar, Pat Metheny has become a household name over his long and illustrious career. But, while Pat has elevated the electric guitar in jazz, he has also brought attention to the acoustic guitar and its role in jazz improvisation. One of his most memorable acoustic releases is the duo album he recorded with Charlie Haden, **Beyond the Missouri Sky**.

On that record Pat brings his slippery lines and **unique articulation** to the acoustic guitar on many of the album's tracks, including the song Two For the Road. In this lesson you learn and break down 5 licks from Pat's solo on that tune.

You don't have to play them on **acoustic guitar** for them to work in your playing. Taking licks from the acoustic guitar and playing them on electric is a great way to expand your soloing vocabulary and bring a fresh approach to those lines.

Have fun with these licks, learn them in several keys and positions on the guitar, and add them to your next guitar solo. They'll expand your soloing chops and bring a Metheny vibe to your lines at the same time.

[Click here to go to the original lesson on our blog](#)

## Video

---

Below is the link this lesson's video on Youtube.

Do us a favor and **subscribe to our Youtube channel**, like the video or leave a comment with your feedback or questions...

5 Pat Metheny Licks - Two For The Road

Fmaj7                      Dm7                      G9(SUS4)

5 8 6 5 8 6 5 7 5 7 8 7 5 7 8 10 7 10 9

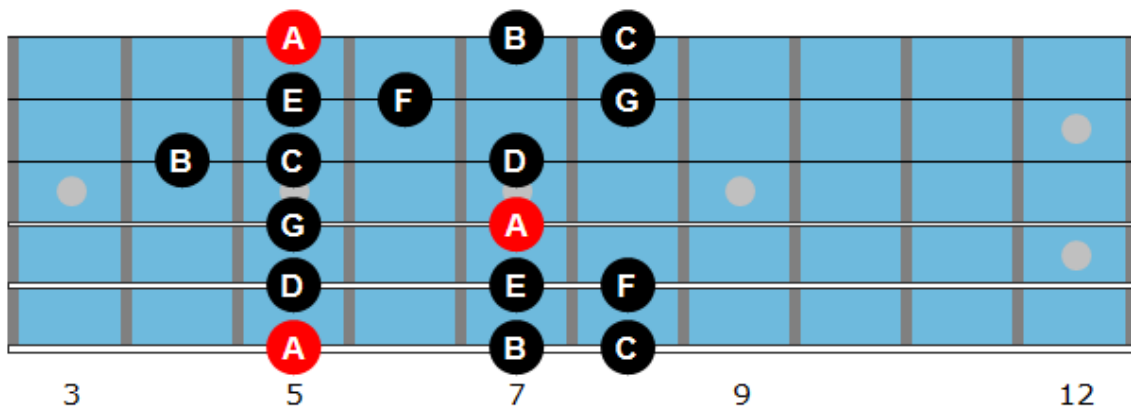
0:15 / 2:59

### Two for the Road Lick 1

---

This first lick uses the **A natural minor scale** (aka Aeolian scale):

A Natural Minor Scale	A	B	C	D	E	F	G
	1	2	b3	4	5	b6	b7



Listen:

[Click here to listen to lick 1](#)

Backing Track:

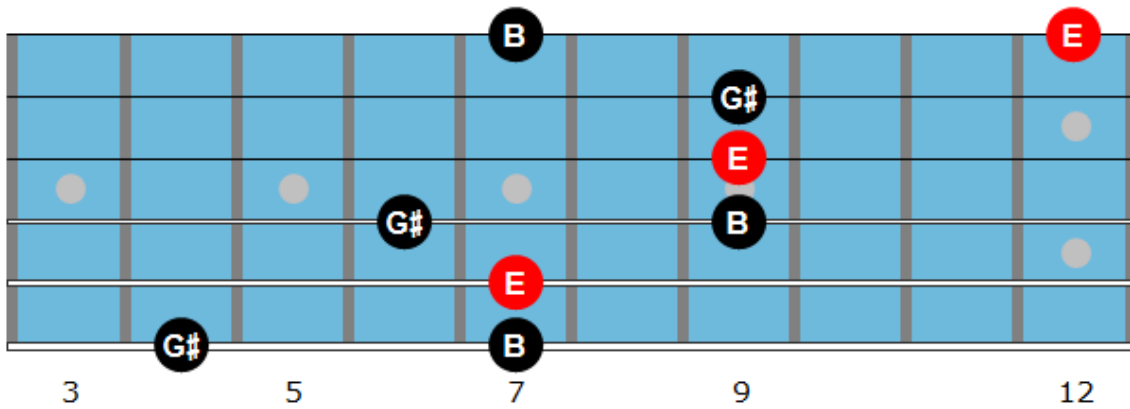
[Click here to play backing track 1](#)

*F*maj7                      *D*m7                      *G*9(*SUS*4)

5 8-6 5 8-6 5 7-5 | 7 5-7 8-7 5-7 8-10 7-10 | 8-8 9

## Two for the Road Lick 2

This second lick uses the A natural minor scale as well, combined with an **E major triad** in the second half of bar 2 and the first half of bar 3.



Listen:

[Click here to listen to lick 2](#)

Backing Track:

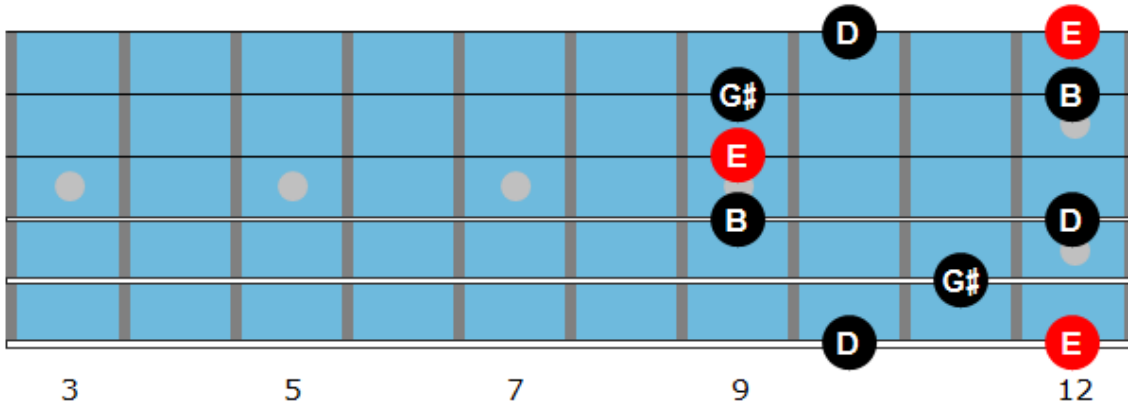
[Click here to play backing track 2](#)

Musical notation for Lick 2, including a guitar fretboard diagram. The notation is in 4/4 time and consists of four measures. The first measure is marked with *Am7*. The second and third measures are marked with *D7*. The fourth measure is marked with *Gmaj7*. The fretboard diagram below the notation shows the following fret numbers: 8, 10, 9, 10, 7, 10, 9, 9, 9, 9, 7, 12, 10, 8, 12, 10, 12, 8, 12, 10, 8, 8, 10, 15, 10, 10.

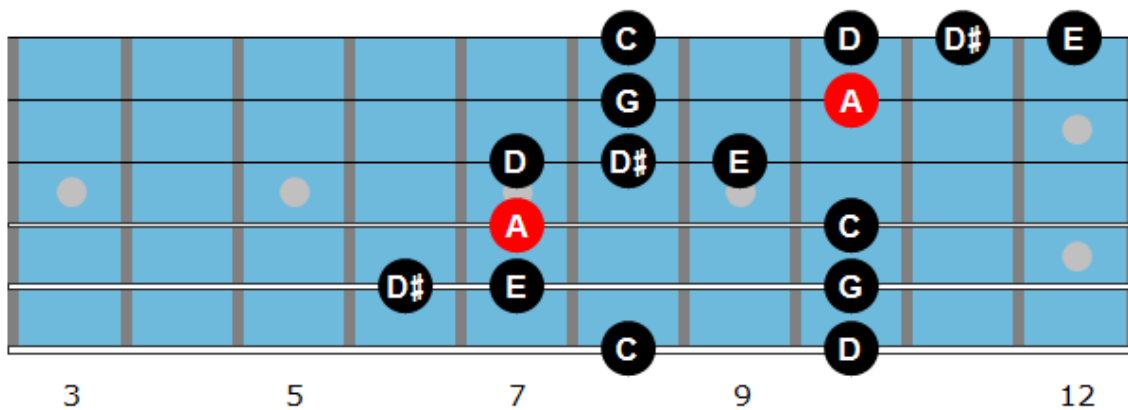
## Two for the Road Lick 3

---

The third lick starts with an **E7 arpeggio** (combined with chromatic and approach notes).



The second bar starts with the A natural minor scale and goes to the **A minor blues scale** in the second part.



Listen:

[Click here to listen to lick 3](#)

Backing Track:

[Click here to play backing track 3](#)



## Two for the Road Lick 5

---

This last lick is in the **A minor blues scale**.

Listen:

[Click here to listen to lick 5](#)

Backing Track:

[Click here to play backing track 5](#)

The image shows musical notation for a guitar lick in 4/4 time. The key signature is one flat (Bb), and the scale is A minor blues. The notation is divided into two systems: a treble clef staff and a bass clef staff. Above the treble staff, the first measure is labeled 'C%' and the second measure is labeled 'G9(SUS4)'. The treble staff contains three measures of music: a quarter rest, a quarter note G4, and a quarter note A4. The second measure contains a quarter note G4, a quarter note A4, a quarter note Bb4, a quarter note C5, a quarter note Bb4, and a quarter note A4. The third measure contains a quarter note G4, a quarter note A4, a quarter note Bb4, a quarter note C5, a quarter note Bb4, and a quarter note A4. The bass staff contains three measures of music: a quarter rest, a quarter note G2, and a quarter note A2. The second measure contains a quarter note G2, a quarter note A2, a quarter note Bb2, a quarter note C3, a quarter note Bb2, and a quarter note A2. The third measure contains a quarter note G2, a quarter note A2, a quarter note Bb2, a quarter note C3, a quarter note Bb2, and a quarter note A2.



[Click & subscribe here to get new video updates via Youtube](#)



[Click & like here to get updates via Facebook](#)



[Click & follow here to get news via Twitter](#)

Bundle and Save up to 40%



[Click here](#) to buy the Complete Bundle  
(10 eBooks) and save 40%